

# Laboratory Guide 2020-2021



## Customer Charter

We are committed to being the most helpful pathology service in the UK. Our goal is always to provide a high level of service to our customers, who request pathology services, for their patients.

We are medically led, and patients are our first concern. We always try to look to improve our operational expertise, and we strive to provide professional leadership within our specialities. We promise to provide easy access to our pathology services.

1. We will always provide a friendly, helpful service.
2. We aim to achieve, or improve, our published turnaround times.
3. Our laboratory team is available to provide additional clarification, advice or information for tests or results.
4. We promise to help you
5. We invest in technical and operational excellence, with an extensive test repertoire, to ensure access to a leading-edge laboratory service.
6. We return results in a safe matter.
7. We do our utmost to provide a service, even during extreme external disruptions beyond our control.
8. We are committed to our staff's continued professional development.
9. We have an organised programme to provide young people with work experience.
10. We aim to support our local community.
11. We promise to listen
12. We acknowledge customer issues and try to resolve them promptly and consistently.
13. If our delivery has been adversely affected, we will address and review our procedures so that our service reaches the highest standards.
14. We will actively ask for feedback so that we can continue to improve our service.

## Legal Entity

Phoenix Pathology is trading name of 9 Harley Street Ltd.  
Company number 06396281

## Location and Contact Information

**Phoenix Pathology**  
25 Harley Street  
W1G 9QW  
London, United Kingdom

+44 0203 883 9501  
[info@phoenixpathology.co.uk](mailto:info@phoenixpathology.co.uk)

## Opening Hours

**Laboratory:** Monday to Friday 08:00 -20:00  
**Sample collection :** Monday to Friday 08:00-20:00 (an appointment may be required)

## Complaints Policy

It is the aim of the company to maintain its core values. Two of these core values are:

- Commit to service excellence.
- Be enthusiastic about continuous improvement.

Where a doctor or patient needs to raise a complaint about service levels they should contact Michel Pelisser (Head of Pathology Services) at [michel.pelisser@phoenixhospitalgroup.com](mailto:michel.pelisser@phoenixhospitalgroup.com) giving details of the complaint.

The information forwarded will be treated as confidential and investigated by the above persons.

This process will link into Quality Management procedure for incident investigation. Corrective and preventative actions will be introduced where indicated.

## Helpful Information

The Laboratory Guide is designed to give you an easy-to-use reference for the most regularly requested services, pathology profiles and tests.

If you are not able to find details for tests and services, please contact the laboratory on 0203 883 9501. We continue to develop a wide range of test and patient services and our aim is to offer commitment to customer service, strong working relationships and help and support for referring doctors and their practices.

For details about all services, please contact the laboratory on 0203 883 9501, or for more information visit <https://www.25harleystreet.co.uk/pathology/>

## Patient Request Form

Request forms are available in our website. Alternatively, please call 0208 883 9501.

To comply with good clinical practice, it is important that there is one request form for each patient's request, and specimens and form are correctly and fully labelled, to include three unique patient identifiers: **First name, Surname, Date of birth, Hospital or Clinic number, Medical Record Number (MRN) are examples of patient identifiers.**

### Other requirements to be fulfilled when ordering tests:

- Time and Date of collection of samples
- Type of sample and Anatomical site, where appropriate (e.g. swabs)
- Relevant clinical information
- Relevant details of medication
- High Risk Samples should be clearly identified on the form and individually packed separately from other samples
- Hazard Group 4 pathogens (such as Ebola or Viral Haemorrhagic Fever) must not be sent to the laboratory – please contact the National Fever Service on 0844 778 8990 for advice before sending samples to the laboratory
- If additional tests are required for a sample already received please contact the laboratory on 0203 883 9501 with your request for specific further analysis.
- Samples are stored within timeframes according to their discipline. Laboratory staff will advise on the ability to undertake further testing from samples already received in the laboratory

## Consent forms

Genetic tests require a consent form. Please contact the laboratory at [info@phoenixpathology.co.uk](mailto:info@phoenixpathology.co.uk) to receive one.

## Emailed Requests for Add Ons

Most samples received in the laboratory are kept for one week. If sample type, stability and volume allow, further testing can be requested by email to [info@phoenixpathology.co.uk](mailto:info@phoenixpathology.co.uk). Please email the add-on test required together with Patient details, laboratory number and collection date. Further information may be required to ensure the correct test can be performed in the correct sample.

## Sample Stability

Stability of each test can be requested by emailing [info@phoenixpathology.co.uk](mailto:info@phoenixpathology.co.uk)

## Patient reference ranges

Patient reference ranges for each test can be requested by emailing [info@phoenixpathology.co.uk](mailto:info@phoenixpathology.co.uk)

## Sample Packing and Transport

Phoenix Pathology uses ISO accredited medical couriers to collect samples from clinics. Samples need to be transported for subsequent processing and testing. Transport systems will be various and cover both long or short distances.

Samples need to be collected and packed into appropriate sample containers provided by the laboratory in order to maintain integrity of the sample(s). Attention needs to be given to temperature, special transport containers and time limitations.

Clinics, practices and laboratories who are posting or transporting samples by air, sea, rail and road between local, regional and reference laboratories, or between laboratories in other countries, must adhere to a number of regulations. These regulations are designed to deal with transportation accidents and spills, reduce biohazards and keep samples intact for testing. Regulations are given by several sources including:

- National transport regulations
- IATA
- Rail and road traffic agencies
- Postal services

Compliance is mandatory in order to reduce risk to couriers, carrier, laboratory staff and passengers.

Sample transport requirements are based on the category of samples being transported. Infectious substances are classified as Category A or Category B.

Phoenix Pathology does not arrange for transport of Category A samples (infectious substances capable of causing permanent disability or life threatening or fatal disease to humans or animals).

Instruction and packaging for Category B is provided, covering Biological Substances, UN number UN 3373.

## Packaging Requirements

There are specific packaging instructions and labelling requirements requiring triple packaging.

- Primary leak-proof container – tube or vial containing the sample
- Secondary watertight container, with absorbent material, intended to protect the primary container
- Outer container protects the secondary container

There are specific packaging instructions for frozen samples requiring shipment using BioFreeze bottles, or Dry Ice. For information please contact the laboratory on [info@phoenixpathology.co.uk](mailto:info@phoenixpathology.co.uk).

## Postal Pathology

Phoenix Pathology Postal services should be considered by all doctors in the UK who need a personal and rapid results service. Turnaround times for specific tests are detailed in this laboratory guide and are quoted from the time of receipt in the laboratory.

Postal Pathology is a particularly suitable method of transport for occupational health, insurance companies and general practice. Postal Pathology provides:

- Simple and convenient sample handling anywhere in the country for most tests,
- although not suitable for microbiology specimens
- Scope for large and small volumes of pathology
- Reliability and efficiency for most ranges of tests
- Individual requirements accommodated

Only postal packs accepted by Royal Mail are suitable for the carriage of samples. Phoenix Pathology will provide these (additional costs may apply). These must be labelled with



‘Biological Substance Category B’ and must display the Diamond Mark and UN3373. Samples not expected to contain pathogens should be labelled ‘Exempt Human Specimen’.

## Pathology Consumables/Request Forms/Postal Packs

Our laboratory provides all appropriate sample collection consumables required for sample collection.

Orders can be made by telephone (0203 883 9501) or email [info@phoenixpathology.co.uk](mailto:info@phoenixpathology.co.uk).

## Requesting and Reporting Options

We continually review and update our IT Services for receiving requests and reporting results electronically between practices and the laboratory. Currently we only send Encrypted Email Results.

## Printed Copy Results

Phoenix Pathology is an environmentally friendly laboratory and no printed copy of results is provided.

## Fees for Pathology

Fees can be paid directly by patients or by the practice, clinic or requesting organisation. A payment instruction clearly identifying to whom invoices need to be sent must be given with each patient’s request. Patients are normally invoiced within 7 days to the address provided by the patient or practice. Their pathology fees include a standard credit/administration charge.

Receipts for insurance purposes are sent, if requested. Patients visiting 25 Harley Street for sample taking can settle their pathology fees at the time of their visit. A credit/administration fee is raised for invoices sent to patients. All normal credit, debit or chargecards are accepted and payment can be made by following the telephone payment instructions given with each invoice.

## Protection of Personally Identifiable Information

The General Data Protection Regulation (GDPR) came in to force in May 2018 and has had a significant impact upon the way that personal data is managed; placing legal requirements upon data processors and controllers to manage that information securely, maintain records of the processing that is carried out, and report when breaches of the regulation do occur. This has impacted the way many businesses operate and is not restricted to the healthcare sector. The GDPR requirements have been implemented within the context of a mature ISO 27001 Information Security Management System – the globally accepted standard by which information is secured. This ensures that senior management have regular visibility of the threats to the confidentiality, availability and integrity of the information that we process, and are able to steer the efforts of their teams to provide an efficient service that places the confidentiality of our customers and their patients at the heart of everything we do. In order to support our customers compliance with the regulation and as a part of a wider GDPR compliance project Phoenix Pathology has updated its standard terms and conditions to include revised data processing clauses, which are mandatory when providing personal data to another organisation.

## Quality Assurance

Phoenix Pathology is committed to providing doctors with pathology of the highest quality. The quality of results is of fundamental importance and the laboratory operates to stringent technical and administrative standards.

Internal quality assurance is achieved by strict adherence to standard operating procedures for all analytical processes. Phoenix Pathology participates in recognised National External Quality Assessment Schemes.

These schemes are subscribed to by NHS and private laboratories. Results are subjected to strict internal and external quality control. Details of the laboratories to whom Phoenix Pathology refers specialist testing are available from on request. These laboratories are UKAS accredited where possible or of equal accreditation status.

Our quality policy can be found in our website.

## Measurement Uncertainty

Evaluating measurement uncertainty is an ISO 15189:2012 accreditation requirement.

Medical laboratories are responsible for ensuring that test results are fit for clinical application by defining analytical performance goals and selecting appropriate measurement procedures. All types of measurement have some inaccuracy due to bias and imprecision; therefore, measurement results can only be estimates of the values of the quantities being measured. To properly use such results, medical laboratories and their clinical users need some knowledge of the accuracy of such estimates.

Overall assay performance is also regularly monitored through internal quality control (IQC) and external quality assessment (EQA) schemes and incorporated in test result interpretation. MU for individual assays is available upon request.

## Sample acceptance protocol

### Our expectations of service users

Service users are responsible for ensuring that samples are unequivocally traceable by the request and labelling, to an identified patient and facility.

Services users must also ensure that all of the below points are followed:

- i. The patient must be correctly identified at the time of the sample taking.
- ii. When phlebotomy is required for sample collection, the correct phlebotomy order of draw must be followed.
- iii. Full information must be provided on request forms. This includes 3 patient identifiers (surname, name, date of birth and patient ID) and also clinical details and any other information that will ensure that the correct tests and follow up tests are performed as required.
- iv. Where electronic requesting is used, the service user must ensure that the exact process of ordering of paper request forms takes place before any samples are sent off for testing.
- v. Samples must be taken following sample requirements and instructions.
- vi. Blood transfusion sample labels must be handwritten, and the request form and samples must contain signature of the person collecting the sample.
- vii. Samples must be taken into the correct containers and be filled to the correct levels. The laboratory must be contacted if this cannot be done and they will advise as to whether alternatives would be acceptable.

- viii. Specimens must be correctly packaged, preserved and transported in a timely manner to the laboratory for testing. The laboratory must be contacted if this cannot be done and they will advise as to whether alternatives would be acceptable.
- ix. The sample container must be sealed in order to prevent spillage. Failure to do so may result in loss of sample.
- x. The sample must arrive in the laboratory with acceptable quality for testing.

### Expectation from our service users

Provided all the expectations above are fully met, the service users can in return expect the following levels of service from the laboratories.

- i. Requests and tests will be received, registered and processed by trained and competent laboratory staff.
- ii. Examination testing will be performed by trained and competent laboratory staff.
- iii. Validation of examination testing will be performed by qualified and competent Biomedical Scientist.
- iv. Authorisation of examination results will be performed by registered, qualified and competent Biomedical Scientist.
- v. Where appropriate, scientific/technical interpretation will be given verbally and/or in writing by a qualified Chemical Pathologist.
- vi. Where appropriate, clinical advice and interpretation will be given verbally and/or in writing by qualified and competent clinical or medical practitioners.
- vii. Where appropriate, medical advice and interpretation will be given verbally and/or in writing by qualified Medical Practitioners.
- viii. Laboratory will ensure high quality of examination testing that will be subjected to continued external proficiency testing and regulatory assessment.
- ix. The laboratory will provide instructions and advice to service users through Web services.
- x. The laboratory will try its best to make results available to service users within agreed turnaround times stated on the Phoenix Pathology Guidebook. Service users will be notified, where appropriate of any circumstances that adversely affect this.
- xi. The laboratory will inform service users as quickly as possible of circumstances that could impact on the reliability of examination results.

- xii. The laboratory will inform services users of any changes to sample requirements or testing processes that impact on examination results and/or reference ranges.
- xiii. Laboratory Management will maintain processes that ensure and test on going competence of all grades of staff employed.
- xiv. When samples are rejected the laboratory shall issue a report that details the reason(s). Where the request is deemed to be urgent the communication may also be by telephone.

## Sample rejection criteria





Sometimes tests cannot be performed in the laboratory if samples fall short of the quality, volume or other eligibility criteria. In these cases, the laboratory may need to reject the samples, and not carry out processing. Sometimes the laboratory is able to rectify a situation – and although turnaround times may be affected, it avoids having to arrange for samples to be taken again.

### Summary List for Sample Rejection

- Incorrect sample types received:
- Samples without the appropriate preservative (e.g. acidified urine samples).
- Samples that are received ambient, when a frozen sample is required.
- Samples that are received unprotected from light, when they are required to be covered at the point of venepuncture.
- Samples in incorrect containers (e.g. cervical cytology must be a ThinPrep vial; urine cytology must be in a uricite container).
- Insufficient sample received.
- No sample received.
- Labelling or form issues (mislabelled / unlabelled / no forms/ no clinical information).
- Clotted / haemolysed /lipaemic /icteric samples.
- Sample is broken or has leaked in transit.

- Stability time has been exceeded. Stability time is test dependant, and also refers to tests that can only be carried out on certain days of the week sample contamination (e.g. being in the same bag as a leaking sample).
- Samples are high risk or infectious.
- Samples that are received in expired tubes.

### Department Specific

- Sample Reception will not accept samples packaged with needles of any kind.
- Haematology cannot accept frozen whole blood for testing.
- Blood Transfusion will not accept samples with a label. All samples must be hand-written with patient details, date and time of collection and signature of the sample collector.
- Coagulation cannot accept over or under filled samples for testing.
- Coagulation cannot accept previously frozen samples that have thawed in transit.
- Biochemistry cannot accept previously frozen samples that have thawed in transit.
- Biochemistry cannot accept samples that display antibody interference.
- Biochemistry cannot accept samples that have had separation delays/un-centrifuged samples that have been stored in the fridge.
- Biochemistry cannot accept paraprotein resulting in viscous samples.
- Biochemistry cannot accept CSF protein that is blood stained.
- Immunology cannot accept TBQ kits that:
  -  Do not contain all of the appropriate tubes.
  -  Are incubated for more than the specified 16 hours.
  -  Have passed the incubation time period.
  -  Are over or under filled.
- Microbiology cannot accept samples in non-sterile containers or in formalin.
- We cannot accept samples without three points of identification for DRP testing.
- Referrals cannot accept samples that are not labelled by hand for blood group testing.

- Molecular Pathology cannot accept samples for Haemophilia testing without informed consent.
- Cervical Cytology cannot accept over or under filled samples for testing.
- Cervical Cytology cannot accept samples received within three months of the previous test in order to allow epithelial cells to regenerate.
- Urine cytology cannot accept delayed samples unless they have been refrigerated.
- Samples deemed to be PRECIOUS (e.g. CSF, fluid, tissue, bone marrow and paediatric samples) will not be discarded by the laboratory. Results will include a comment relating to the condition of the sample (e.g. sample unlabelled).

## Advisory Advice and Opinion

For doctors wanting clinical advice or professional support, please contact [info@phoenixpathology.co.uk](mailto:info@phoenixpathology.co.uk) and we will arrange our advisory service to contact you.



## Sample Types:

Vacutainer	Anticoagulant	Capacity	Sample types
Lavender	EDTA	4ml /10ml*	<b>A</b>
Gold	SST/Gel	3.5ml, 5ml	<b>B</b>
Light Blue	Citrate	4.5ml	<b>C</b>
Red	None	6ml	<b>F</b>
Grey	Fluoride oxalate	2ml, 4ml	<b>G</b>
Green	Lithium heparin	6ml	<b>H</b>
Dark Blue	Sodium heparin	7ml	<b>K</b>
Streck Cyto-chex BCT Vacutainers for lymphocyte subsets (CD3/CD4/CD8) (stable for up to 7 days). They are not suitable for other CD markers.			Chex
Blood culture bottle: contact laboratory			BC
Contact laboratory for advice on sample taking			J
Test by appointment			X
Random faeces			RF
Faecal collection			LF
Random urine			RU
Frst Catch Random Urine (for DL12/Chlamydia, etc.)			FCRU
30ml aliquot from a 24-hour urine collection – state total volume			CU
30ml aliquot from a 24-hour urine collection with 10ml of 0.1N hydrochloric acid added – state total volume			PU
Early Morning Urine (1st sample of the day)			EMU
Sterile 60ml container			SC
Cytoc Thin Prep Vial			TPV
Orange/Blue swab for culture – swab in transport medium			STM
Black charcoal swab			CS
Green viral swab			VS
PCR swab for Chlamydia/PCR Infection Screening			PCR
Tap/bottled water mouth wash – 20mls			MW
Amniotic fluid (5mls PCR – 10mls Karyotype)			AF
Chorionic villus (medium provided by laboratory)			CVS
Urine cytology container			UCYT
* 10ml EDTA tubes are used for specific PCR assays.			

**Sample instructions**

<b>1</b>	Contact the laboratory for special sample tubes/containers/instructions.
<b>2</b>	Confirmation of not negative drug screens by GCMS may take up to 5 days.
<b>3</b>	Clinical history essential and protect from light.
<b>4</b>	Send to the laboratory without delay.
<b>5</b>	Do not send sample to the laboratory between Friday noon and Monday morning.
<b>6</b>	Contact the Referrals Department before taking and sending sample to the laboratory.
<b>7</b>	Sample should be separated and frozen if sending overnight.
<b>8</b>	DRP Form required. Please contact laboratory to receive DRP Form.
<b>9</b>	Clinical history must be provided.
<b>10</b>	Contact the laboratory for special stability tubes for lymphocyte subsets – or take an EDTA sample and ensure same day delivery to the laboratory, Monday to Friday noon (do not send sample between Friday noon and Monday morning).
<b>11</b>	Patient consent required. Consent Form can be found at the back of this guide.
<b>12</b>	Please provide one sample for each person being tested.
<b>13</b>	Protect from light.
<b>14</b>	Provide details of travel history.
<b>15</b>	Ammonia. Sample: EDTA plasma only. Full tubes and tightly stoppered. On ice, centrifuged and analysed 20-30 mins post venepuncture (or plasma can be frozen). If haemolysed gives falsely high results. Patient:
<b>16</b>	Lactate. Sample: Fluoride oxalate plasma only. On ice and separate from cells 15-30 mins, analyse promptly. Handle with care as sweat contains large amounts of lactate. No tourniquet. Patient: Rest 30 mins prior to test.
<b>17</b>	Homocysteine. Should be spun and separated with 1 hour of venepuncture.
<b>18</b>	Citrate Samples. Samples should be double spun and separated and frozen within 4-8 hours of sample taking, if a delay is expected with transportation to the laboratory, samples must be transported as frozen.
<b>19</b>	Must include patient's age, height and weight.
<b>20</b>	Sample types: FCRU or PCR swab or TPV or Semen.
<b>21</b>	Urine cytology container, ideally first catch, mid-morning specimen.
<b>22</b>	Must be fresh.
<b>30</b>	Collect sample at end of exposure.
<b>33</b>	Sample must be labelled by hand with first name, family name, gender and date of birth detailed on sample and form. Do not use labels other than the tube label.
<b>34</b>	Samples must arrive in the laboratory on the same day of sample taking or contact the laboratory.
<b>35</b>	Patient should be fasting and resting for 30 mins before sample taking. Samples need handling urgently.
<b>36</b>	Renin: Sample collected either upright /active or resting /supine (3 hrs lying).
<b>37</b>	Provide sample time and date of collection.
<b>38</b>	EDTA sample should not be separated: send whole blood.

TEST	CODE	SAMPLE REQS	TAT (working days)
1,25 Vitamin D	D3	B (Frozen)	5-8 days **
4th Generation HIV1&2 Abs/p24 Ag (28 days post-contact)	THIV	B Tiny™	4 hrs **
5 HIAA	RU5H	PU [1]	5 days **
5th Generation HIV1&2 Abs/p24 Ag (28 days post-contact)	THV5	B Tiny™	1 day **
7 STI Screen by PCR	PP12	FCRU / PCR / TPV / Semen	2 days **
17 Hydroxyprogesterone	17OH	B	5 days **
<b>A</b>			
ACTH (Adreno Corticotrophic Hormone)	ACTH	A (Plasma Frozen)	1 day **
Activated Protein C Resistance	APCR	C (Frozen) [4,18]	3 days **
Acute Viral Hepatitis Screen	AHSC	B	4 hrs **
ADAMTS-13 Activity Assay	ADAM	C (Frozen) [4,18]	3 days **
Adenovirus Antibodies (CFT) IgG	ADAB	B	2 days **
Adrenal Cortex Antibodies	ACTX	B	2 days **
Albumin	ALB	B	4 hrs
Alcohol (Legal) Police Blood Sample	LALC	Police Sample	3 weeks **
Alcohol (Medical)	ALCO	G [1]	4 hrs **
Alcohol (Urine)	UALC	RU	4 hrs **
Alcohol Profile	AP	A, A, B, G	5-7 days **
Alcohol Profile 2	ALCP	A, A, B, G, RU	5-7 days **
Aldolase	ALDO	B	5 days **
Aldosterone	ALDN	B	5 days **
Alkaline Phosphatase	ALP	B	4 hrs
Allergy (Specialist Drugs) Single drug	RSD	H, H	3 days **
Allergy – Individual Allergens See list on page 119	ALLE	B	2 days **
Allergy Profile (Mediterranean)	ALMD	B	2 days **
Allergy Profile (Middle East)	ALME	B	2 days **

Allergy Profile (UK)	ALUK	B	2 days **
Allergy Profile 1 (Food & Inhalants)	1A	B, B	2 days **
Allergy Profile 2 (Inhalants)	2A	B	2 days **
Allergy Profile 3 (Food)	3A	B	2 days **
Allergy Profile 4 (Nuts & Seeds)	4A	B	2 days **
Allergy Profile 5 (Children's Panel)	5A	B	2 days **
Allergy Profile 6 (Shellfish)	6A	B	2 days **
Allergy Profile 7 (Finfish)	7A	B	2 days **
Allergy Profile 8 (Cereal – singles)	8A	B	2 days **
Allergy Profile 9 (Antibiotics)	9A	B	2 days **
Allergy Profile 10 (Insects)	10A	B	2 days **
Allergy Profile 11 (Combined Shellfish/Finfish)	11A	B	2 days **
Allergy Profile 12 (Milk & Milk Proteins)	12A	B	2 days **
Allergy Profile 13 (Stone fruit/Rosaceae family)	13A	B	2 days **
Alpha 1 Antitrypsin (Serum)	A1AT	B	1 day **
Alpha 1 Antitrypsin (Stool)	A1AF	RF	10 days **
Alpha 1 Antitrypsin Genotype – PI*M, PI*S, PI*Z	GENE	A [9]	4 weeks **
Alpha Feto Protein	AFP	B	4 hrs **
Alpha Gal Components (related to red meat)	ZZ37	B	2 days **
ALT (Alanine Aminotransferase)	ALT	B	4 hrs
Alternaria Components	ZZ1	B	2 days **
Aluminium (Blood)	ALUM	K	7 days **
Amenorrhoea Profile	AMEN	B	4 hrs **
Amikacin Level (State dose)	AMIK	B [4]	4 hrs **
Amino Acid (Serum/Plasma)	AMIN	B	7 days **
Amino Acid Quantitative (Urine)	UAAQ	RU	7 days **
Amitriptyline	AMTR	A [4]	5 days **

Ammonia	AMMO	A (Frozen) [15]	4 hrs **
Amniocentesis – rapid BOBs aneuploidy diagnosis for all chromosomes (5 days) + culture (10-15 days)	ABK	AF [9]	5-15 days **
Amniocentesis – rapid PCR diagnosis for common aneuploidies (2 days) + culture (10-15 days)	APCC	AF [9]	2-15 days **
Amoebic (E. histolytica) Antibodies	AFAT	B	2 days **
Amoebic (E. histolytica) Antigen	AMAG	RF	2 days **
Amylase	AMY	B	4 hrs **
Anaemia Profile	ANAE	A, A, B	4 hrs
Anafranil (Clomipramine)	CHLO	A	7 days **
ANCA (Anti-Neutrophil Cytoplasmic Abs)	ANCA	B	2 days **
Andropause Profile	ANDP	B, B	8 hrs **
Androstenedione	ANDR	B (Frozen)	1 day
Angiotensin Converting Enzyme	ACE	B	4 hrs **
Antenatal Profile	ANTE	A, A [33] B, B, B, G	3 days **
Anti CCP Antibodies (RF)	CCP	B	2 days **
Anti Sla (Soluble Liver Antigen) Abs	LSA	B	10 days **
Anti-Ri Antibodies	RIAB	B	3 days **
Antimullerian Hormone [Elecys/Roche]	AMH	B	4 hrs **
Antinuclear Antibodies (titre & pattern)	ANAB	B	2 days **
Antioxidant Status (total/activity)	FRAD	B	7 days **
Antistaphylolysin Titre (SGOT)	ASTT	B	2 days **
Antistreptolysin Titre/ASOT	ASLT	B	2 days **
Antithrombin III	A111	C (Frozen) [4,9,18]	3 days **
Apolipoprotein A1 (12 hrs fasting)	APOA	B	3 days **
Apolipoprotein B (12 hrs fasting)	APOB	B	3 days **
Apolipoprotein E	APOE	B (fasting)	5 days **
Apolipoprotein E genotype – E2, E3, E4	APEG	A [9]	5 days **
Apple Components	ZZ36	B	2 days **

APTT/KCCT	KCCT	C [18]	4 hrs **
Array CGH (Comparative Genomic Hybridisation)	CGH	CVS / AF / A, H [9]	10 days **
Arsenic (Blood)	ARS	A or H	5 days **
Arsenic (Urine)	ARSE	RU [30]	5 days **
Ashkenazi Jewish Carrier Screen	ASHJ	A [9]	4 weeks **
Aspergillus Components	ZZ2	B	2 days **
Aspergillus Precipitins	ASPP	B	5 days **
AST (SGOT)	AST	B	4 hrs
Atypical Antibody Screen	AASC	A [22,33]	2 days **
Autoantibody Profile I	AUTO	B	2 days **
Autoantibody Profile II	ENDO	B	2 days **
Azoospermia – karyotype + cystic fibrosis screen + polyT(5T) + Y deletions	GRP	A, H [9]	10-15 days **
<b>B</b>			
B12 (Active)/Red Cell Folate	B12F	A, B	2 days **
BCR/ABL (Chronic Myeloid Leukemia) Diagnosis – Philadelphia chromosome (9:22 translocation) analysis + FISH studies	CBMA	A, H [9]	2-4 weeks **
Becker Muscular Dystrophy – deletions/duplications	DND	A [9]	10 days **
Behcet's Disease – HLA Tissue Typing B*51	B51	A [9]	10 days **
Bence-Jones Protein	RBJP	1 x 30mls (RU)	5 days **
Beta 2 Glycoprotein 1 Abs	B2GP	B	2 days **
Beta 2 Microglobulin (Serum)	B2MG	B	2 days **
Beta 2 Microglobulin (Urine)	UB2M	RU	3 days **
Beta Carotene	CARO	B	5 days **
Beta HCG (Oncology)	HCGQ	B	4 hrs **
Beta HCG (Quantitative)	QHCG	B	4 hrs
Bicarbonate	HCO3	B	4 hrs **
Bile Acid	BILS	B	3 days **
Bilharzia (Schistosome) Antibody Screen	BILH	B [14]	10 days **

Bilharzia (Schistosome) Antigen	SHAG	B	15 days **
Bilharzia (Urine)	USCH	RU [14]	8 hrs **
Bilirubin (Direct/Conjugated)	DBIL	B	4 hrs **
Bilirubin (Total/Indirect/Conjugated)	BILI	B	4 hrs
Bilirubin (Urine)	UBIL	RU	1 day
Birch Components	ZZ3	B	2 days **
Bismuth	BISM	B	5 days **
Blood Culture	BCUL	2x BC [4]	5 days ** +
Blood Film Examination	FILM	A	4 hrs
Blood Group	ABO	A [22,33]	2 days **
BNP (NT-pro BNP)	BNP	B	4 hrs **
Bone Screen	BONE	B, CU	4 hrs **
Bone Screen (Bloods only)	BON2	B	4 hrs
Borrelia Antibodies (Lyme Disease) IgG, IgM	BORR	B [9,14]	2 days **
Borrelia Antibodies (Lyme Disease) IgM	BORM	B	2 days **
Borrelia Confirmation (Immunoblot)	BORC	B [9,14]	10 days **
Brazil Components	ZZ4	B	2 days **
Breast Cancer NGS Panel – full sequencing across 14 genes + deletions/duplications	GENE	A, A [9,11]	4 weeks **
Brucella Serology	BRUC	B [9]	2-3 weeks **
BUN (Blood Urea Nitrogen)	BUN	B	4 hrs
<b>C</b>			
C Peptide	CPEP	B	3 days **
C Reactive Protein	CRP	B	4 hrs
C Reactive Protein (High Sensitivity)	HCRP	B	4 hrs
C1 Esterase Inhibitor	C1EI	B	5 days **
C3 Complement	C3	B	4 hrs **
C3/C4 Complement	COMP	B	4 hrs **

C4 Complement	C4	B	4 hrs **
CA 125	C125	B	4 hrs
CA 15-3	C153	B	4 hrs **
CA 19-9	C199	B	4 hrs **
CA 50	CA50	B	5 days **
Cadmium (Blood)	CADM	A or H	5 days **
Cadmium (Urine)	URCD	RU [30]	5 days **
Calcitonin	CATO	B (Frozen) [4]	1 day
Calcium	CA	B	4 hrs
Calcium (24 hr Urine)	UCA	PU	4 hrs **
Calcium/Creatinine Ratio	CACR	RU, B	4 hrs **
Calprotectin	CALP	RF	5 days **
Calprotectin/Elastase Profile	CEP	RF	5 days **
Candida Antibodies	CANA	B	5 days **
Candida Antigen	CCAG	B	5 days **
Carbamazepine (Tegretol)	CARB	B	4 hrs **
Carbapenemase producing organism screen	MDR	STM (rectal)	4-5 days **
Carbohydrate Deficient Transferrin (CDT)	CDT	B [4]	3 days **
Carcino Embryonic Antigen	CEA	B	4 hrs **
Cardiac Enzymes (not chest pain)	CENZ	B	4 hrs **
Cardiolipin Antibodies (IgG+IgM)	ACAB	B	2 days **
Cardiovascular Risk Profile 1	PP10	B, B	3 days **
Cardiovascular Risk Profile 2	PP11	B, B, B, C [34]	3 days **
Cashew Components	ZZ35	B	2 days **
Cat Components	ZZ5	B	2 days **
Catecholamines (Plasma)	CATE	A, A (Plasma Frozen) [4]	5 days **
Catecholamines (Urine)	UCAT	PU [1]	5 days **



Category 1	CAT1	Single small	from 3-5 days **
Category 2	CAT2	Small medium	from 3-5 days **
Category 3	CAT3	Medium	from 3-5 days **
Category 4	CAT4	Large	from 3-5 days **
Category 5	CAT5	Large complex	from 3-5 days **
CCP Antibodies (RF)	CCP	B	2 days **
CD3/CD4/CD8	LYSS	A [10] / Chex	1 day
CD5 T+B Cells	CD5	A [4]	1 day
CD16	CD16	A [4]	1 day
CD19 B Cells	CD19	A [4]	1 day
CD20	CD20	A [10] / Chex	2 days **
CD25	CD25	A [10] / Chex	2 days **
CD56	CD56	A [4]	1 day
CD69/CD16/CD56 (NK Cells)	CD69	H [5,34]	2 days **
Celery Components	ZZ6	B	2 days **
Centromere Autoantibodies	CAB	B	2 days **
Ceruloplasmin	CERU	B	1 day
CH50 (Classical pathway)	CH50	B (Frozen) [4]	4 days **
Chest Pain Profile	CPP	B	STAT
Chlamydia (PCR swab)	SPCR	PCR	2 days **
Chlamydia (Thin Prep)	TPCR	TPV	2 days **
Chlamydia (Urine)	CPCR	FCRU	2 days **
Chlamydia Species Specific Ab Screen	CHAB	B	2 days **
Chlamydia trachomatis by PCR (Semen)	UPCR	Semen	5 days **
Chlamydia/Gonorrhoea (PCR Swab)	SCG	PCR	2 days **
Chlamydia/Gonorrhoea (Rectal)	RSCG	PCR	2 days **
Chlamydia/Gonorrhoea (Thin Prep)	TCG	TPV	5 days **

Chlamydia/Gonorrhoea (Throat)	TSCG	PCR	2 days **
Chlamydia/Gonorrhoea (Urine)	CCG	FCRU	2 days **
Chlamydia/Gonorrhoea/Trichomonas by PCR	CCGT	FCRU / PCR / TPV	2 days **
Chloride	CL	B	4 hrs
Cholesterol	CHO	B	4 hrs
Cholesterol (Familial Hypercholesterolaemia)	GENE	A, A [9]	4 weeks **
Cholinesterase (Blood)	CHRC	H	5 days **
Cholinesterase (Serum/Pseudo)	CHPS	B	3 days **
Chromium (Blood)	CHRO	A	5 days **
Chromium (Urine)	URCR	RU [30]	5 days **
Chromosome Analysis (Amniocentesis) – culture only	ACUL	AF [9]	10-15 days **
Chromosome Analysis (Amniocentesis) – rapid BOBs aneuploidy diagnosis for all chromosomes (5 days) + culture (10-15 days)	ABK	AF [9]	5-15 days **
Chromosome Analysis (Amniocentesis) – rapid PCR diagnosis for common aneuploidies (2 days) + culture (10-15 days)	APCC	AF [9]	2-15 days **
Chromosome Analysis (Blood)	KARY	H [9]	5-15 days **
Chromosome Analysis (Bone Marrow) – please send with complete Leukaemic Studies Request form at back of guide	CBMA	A, H [9,11] Contact lab	5-20 days **
Chromosome Analysis (Chorionic Villus) – rapid BOBs aneuploidy diagnosis for all chromosomes (5 days) + culture (10-15 days)	CBK	CVS [9]	5-15 days **
Chromosome Analysis (Chorionic Villus) – rapid PCR diagnosis for common aneuploidies (2 days) + culture (10-15 days)	CVPC	CVS [1,9]	2-15 days **
Chromosome Analysis (Chorionic Villus) – culture only	CVSC	CVS [1,9]	10-15 days **
Chromosome Analysis (Product of Conception) – BOBs rapid aneuploidy diagnosis for all chromosomes (5 days) + culture (25 days)	PBK	Placental Sample [1,9]	5-25 days **
Chromosome Analysis (Products of Conception)	PROC	Placental Sample [1,9]	20-25 days **
Chromosome Analysis (Slide for opinion)	CHSL	Slide [9]	Contact lab
Chromosome Analysis (Solid Tissue)	PROC	Fetal tissue [1,9]	4-5 weeks **
Chromosome Y Deletion – AZFa, AZFb, AZFc + SRY	YDEL	A [9]	5 days **
Chronic Fatigue Syndrome Profile	VIP1	A or Chex + B [10]	5 days **
Citrate (Urine)	UCIT	CU (Frozen)	5 days **
CK (MB Fraction)	CKMB	B	4 hrs **
Clobazam	CLOB	A	5 days **

Clomipramine (Anafranil)	CHLO	A	7 days **
Clonazepam	CLON	A	7 days **
Clostridium Difficile Toxin	CLOS	RF*	2 days **
Coagulation Profile 1	CLPF	C [18]	4 hrs **
Coagulation Profile 2	CLOT	A, C [18]	4 hrs **
Cobalt (Blood)	COB	A	5 days **
Cobalt (Serum)	COBB	B	5 days **
Cobalt (Urine)	COBA	RU [30]	5 days **
Coeliac Disease – HLA DQ2/DQ8 genotyping	Q2Q8	A [9]	10 days **
Coeliac/Gluten Profile 2	GSA2	A, B	10 days **
Coeliac/Gluten Profile 3	GSA3	A, B	10 days **
Coeliac/Gluten Sensitivity Profile	GSA	B	2 days **
Comparative Genomic Hybridisation (Array CGH)	CGH	CVS/AF/A, H [9]	10 days **
Congenital Absence of Vas Deferens – karyotype + cystic fibrosis screen + polyT(5T) + Y deletions	GRP	A, H [9]	10-15 days **
Coombs (Direct Antiglobulin Test) (Handwritten tube label)	COOM	A [22,33]	2 days **
Copper (Serum)	COPP	B	5 days **
Copper (Urine)	URCU	CU	5 days **
Cortisol	CORT	B	4 hrs **
Cortisol (Urine)	UCOR	CU	5 days **
Cotinine (Serum)	COT	B	2 days **
Cotinine (Urine)	COTT	RU	2 days **
COVID-19 IgG (Abbott)	GCOV	B	4 hrs
COVID-19 RT-PCR	COVIDPCR	PCR	48 hours
Cow's Milk Components	ZZ7	B	2 days **
Creatine Kinase (CK, CPK)	CKNA	B	4 hrs
Creatinine	CREA	B	4 hrs
Creatinine (Urine)	UCR	CU	4 hrs **

Creatinine Clearance	CRCL	B, CU	4 hrs **
Cri du Chat Syndrome – BOBs (5 days) + karyotype (15 days)	PBOB, KARY	CVS/AF/A, H [9]	5-15 days **
Cri du Chat Syndrome – BOBs only	PBOB	CVS/AF/A [9]	5 days **
Crosslaps (Serum DPD)	SDPD	B	4 days **
Cryoglobulins	CRYO	J [6]	10 days **
Cryptococcal Antigen	CRYC	Serum or CSF	1 day
Cryptosporidium	CRPO	RF	2 days **
Cryptosporidium Antigen Detection	CRPA	RF	1 day
CSF – Viral PCR	VPCR	CSF	5 days **
CSF for Microscopy and Culture	CSF	CSF	2-3 days **
CVS PCR for common aneuploidies (2 days) + culture (10-15 days)	CVPC	CVS [9]	2-15 days **
CVSBOBs – rapid BOBs aneuploidy diagnosis for all chromosomes (3-5 days) + culture (10-15 days)	CBK	CVS [9]	5-15 days **
CVSBOBs only – rapid aneuploidy diagnosis for all chromosomes + common microdeletion syndromes	CBOB	CVS [9]	5 days **
Cyclosporin (Monoclonal)	CYCL	A	1 day
Cyfra 21-1	CY21	B	4 days **
CYP450 2D6 Genotyping	TGEN	A [9]	10 days **
Cystic Fibrosis – 139 common mutations	CFS	A [9]	5 days **
Cystic Fibrosis Poly T (5T, 7T, 9T)	PLYT	A [9]	5 days **
Cytomegalovirus (IgG/IgM) Antibodies	CMV	B	4 hrs **
Cytomegalovirus (PCR) Urine	CMVU	RU	5 days **
Cytomegalovirus Avidity	CMAV	B	10 days **
Cytomegalovirus DNA (PCR)	CMVP	A	5 days **
Cytomegalovirus IgM	CMVM	B	4 hrs **
<b>D</b>			
D-Dimers	DDIT	C [4]	4 hrs **
Dengue Virus Serology	DENG	B [9,14]	5 days **
Deoxyypyridinoline (DPD) – Serum	SDPD	B	4 days **

Deoxyypyridinoline (DPD) – Urine	DPD	EMU	4 days **
DHEA	DHEX	B	7-10 days **
DHEA Sulphate	DHEA	B	4 hrs **
Diabetic Profile 1	DIAB	A, G	8 hrs **
Diabetic Profile 2	DIA2	A, G, RU	2 days **
Diazepam (Valium)	DIAZ	A	7 days **
DiGeorge Syndrome (22q11 & 10p14 deletion) – BOBs (5 days) + karyotype (15 days)	DGB, KARY	CVS/AF/A, H[9]	5-15 days **
DiGeorge Syndrome (22q11 & 10p14) – BOBs only	DGB	CVS/AF/A [9]	5 days **
Digoxin	DIGO	B	4 hrs **
Dihydrotestosterone	DHT	B, B	7 days **
Direct Antiglobulin Test (Coombs)(Handwritten tube label)	COOM	A [22,33]	2 days **
7 STI Profile by PCR (7 PCR Tests from 1 sample)	DL12	FCRU/PCR/TPV/Semen	2 days **
DNA (Single Stranded) Antibodies	DNAS	B	5 days **
DNA Extraction & Storage – 3 years (longer upon request)	XDNA	A [9]	10 days **
DNA Identity Profile – 15 STR markers	DNAF	A [9]	10 days **
Dog Components	ZZ8	B	2 days **
Down Syndrome Risk Bloods only (Risk to be calculated by clinician)	HCGF/PAPA	B	4 hrs **
Down Syndrome Risk Profile (2nd trimester) Quad	DRP	B,DRP form [7,8]	2 days **
Down Syndrome Risk Profile with risk calculation first trimester	DRP	B,DRP form + image of scan [7,8]	2 days **
Doxepin Level (Sinequan)	DOXE	A	10 days **
Drugs of Abuse From Blood Without Chain of Custody	DOAP	B	5 days **
Drugs of Abuse From Hair Samples With Chain of Custody	DOAH	Please contact the laboratory for information and sample collection instructions	21 days **
Drugs of Abuse From Hair Samples Without Chain of Custody	HAIN	Please contact the laboratory for information and sample collection instructions	21 days **
Drugs of Abuse Profile – Random Urine Sample/No Chain of Custody	DOA	RU	2 days ** (5 days ** with GCMS confirmation)
Drugs of Abuse Profile – Random Urine Sample/No Chain of Custody Plus Alcohol	DOA3	RU	2 days ** (5 days ** with

			GCMS confirmation)
Drugs of Abuse Profile – With Chain of Custody	DOAL	RU / CoC Collection Containers [1,2]	2 days ** (5 days ** with GCMS confirmation)
Drugs of Abuse Profile – Without Chain of Custody	DOAN	RU [2]	2 days ** (5 days ** with GCMS confirmation)
Duchenne Muscular Dystrophy – deletions/duplications only	DMD	A [9]	10 days **
DVT/Pre-travel Screen	DVT1	A, A, B [9]	5 days **
<b>E</b>			
Early CDT-Lung	CDTL	B	7 days **
Early Detection Screen (HIV post exposure at 10 days)	STDX	A10mls or 2 x 4mls	3 days **
Early Detection Screen with Syphilis	STXX	B, A 10mls or 2 x 4mls	3 days **
Echinococcus (Hydatid) Antibodies	EFAT	B [9,14]	5 days **
Eczema Provoking Profile	ALEC	B	2 days **
Egg Components	ZZ9	B	2 days **
Elastase (Faecal)	ELAS	RF	5 days **
Elastase / Calprotectin Profile	CEP	RF	5 days **
Electrolytes	ELEC	B	4 hrs
Electrolytes (Urine)	UELE	CU	4 hrs **
ELF/Enhanced Liver Fibrosis	ELF	B	5-7 days **
Endometrial Biopsy Immune Profiling	23RF	J (Contact Referrals)	2 weeks **
Endomysial Abs (IgG)	AEAG	B	5 days **
Endomysial Antibodies (IgA)	AEAB	B	2 days **
Endothelial Nitric Oxide Synthase (eNOS) 8-786C mutation	18RF	A, A, A	2 weeks **
Endothelial Nitric Oxide Synthase (eNOS) G894T (Glu294Asp) mutation	19RF	A, A, A	2 weeks **
Enteric Organism Rapid Detection	EORD	RF	2 days **
Enterovirus by PCR	ENPC	A/RF/PCR	5 days **
Enterovirus Screen	ENTO	B	2 days **

Epanutin (Phenytoin)	PHEN	B	4 hrs **
Epstein-Barr Virus (EBV-DNA)	EBVQ	A	7 days **
Epstein-Barr Virus Antibodies IgG/IgM	EBVA	B	2 days **
Erectile Dysfunction Profile/Impotence Profile	IMPO	A, B, B, G	3 days **
Erythropoietin	ERY	B	4 days **
ESR	ESR	A	4 hrs **
Essential Fatty Acid Profile (Red Cell)	EFAR	A, A [4]	5-7 days **
Ethosuximide	ETHO	A	7 days **
Extractable Nuclear Antibodies (nRNP, Sm, Ro ,La, Jo1, Scl70)	ENA	B	2 days **
Eye Swabs – Viral PCR	VPE	PCR	4 days **
<b>F</b>			
Factor II Assay	FAC2	C (Frozen) [9,18]	5 days **
Factor II Prothrombin – G20210A mutation	FX2	A [9]	5 days **
Factor V Assay	FAC5	C (Frozen) [9,18]	5 days **
Factor V Leiden – G1691A mutation	FX5	A [9]	5 days **
Factor VII Assay	FAC7	C (Frozen) [9,18]	5 days **
Factor VIII Assay	FAC8	C (Frozen) [9,18]	5 days **
Factor IX Assay	F1X	C (Frozen) [9,18]	5 days **
Factor X Assay	FX	C (Frozen) [9,18]	5 days **
Factor XI Assay	FX1	C (Frozen) [9,18]	5 days **
Factor XII Assay	FX11	C (Frozen) [9,18]	5 days **
Factor XIII Assay	FA13	C (Frozen) [9,18]	5 days **
Faecal Elastase	ELAS	RF	5 days **
Faecal Fat (1 Day Collection)	TFFA	LF [6]	5 days **
Faecal Occult Blood/FOB (immunochemical/FIT)	FOB	RF	1 day
Faecal Urobilinogen	FURO	RF	5 days **
Fast Chlamydia Swab	FGN	PCR Swab	4 hrs **

Fast Chlamydia Urine	FCT	FCRU	4 hrs **
Fast CT/NG Rectal Swab	FRCG	PCR Swab	4 hrs **
Fast CT/NG Swab	FSCG	PCR Swab	4 hrs **
Fast CT/NG Throat Swab	FTCG	PCR Swab	4 hrs **
Fast CT/NG Urine	FCG	FCRU	4 hrs **
Fast Gonorrhoea Swab	FSGN	PCR Swab	4 hrs **
Fast Gonorrhoea Urine	FGN	FCRU	4 hrs **
Fast Screen Short	FSSC	B, FCRU	4 hrs **
Fast Screen Swab	FSWS	B, PCR	4 hrs **
Fast Screen Urine	FUSC	B, FCRU	4 hrs **
Female Hormone Profile	FIP	B	4 hrs **
Ferritin	FERR	B	4 hrs
Fibrinogen	FIB	C [4,18]	4 hrs **
Fibrotest (Liver Fibrosis)	FIBT	B	2 weeks **
Filaria (Lymphatic and Non-Lymphatic) Antibodies	FIFA	B [9,14]	10 days **
Filaria Antigen	FIAG	A, A	4 days **
First Trimester Antenatal Screen	HCGF/PAPA	B	4 hrs **
Fish Components	ZZ10	B	2 days **
FK506 (Tacrolimus/Prograf)	FK5	A [4]	1-2 days **
Flecainide (Tambocor)	FLEC	A	5 days **
Fluid Culture	FLUD	SC	2-7 days **
Fluid Cytology	CATF	Fluid [4]	3 days **
Fluid for Crystals	FLU2	SC	1 day
Fluoxetine (Prozac)	PROZ	A [4]	5 days **
Folate (Red Cell)	RBCF	A	2 days **
Folate (Serum)	FOLA	B	4 hrs
Food Handler Screen 1	OFH1	B, RF, STM	2 days **



Food Handler Screen 2	OFH2	A, B, G, RF, STM	2 days **
Food Handler Screen 3	OFH3	A, B, B, G, RF, 2 x STM	2 days **
Food Microbiology	FOOD	Submit sample	10 days **
Free T3	FT3	B	4 hrs
Free T4	FT4	B	4 hrs
Fructosamine	FRUC	B	3 days **
FSH	FSH	B	4 hrs
Full Blood Count	FBC	A	4 hrs
Fungal ID + Sens	FUID	Fungal sample / STM	14 days **
<b>G</b>			
G6PD	G6PD	A	5 days **
Gabapentin	GABA	B [4]	5 days **
Gall Stone Analysis	RSTA	STONE	10 days **
Gamma GT	GGT	B	4 hrs
Ganglioside GM1, GD1B, GQ1B Abs	GANG	B	5 days **
Gardnerella vaginalis by PCR	GVPC	FCRU / PCR / TPV	2 days **
Gastric Parietal Autoantibodies	GASP	B	2 days **
Genetic Reproductive Profile (Male)	GRP	A, H [9]	10-15 days **
Gentamicin Assay	GENT	B [4]	4 hrs **
Giardia Antigen (Fresh Stool)	GIAG	RF [9,14]	2 days **
Gliadin Antibodies (IgA + IgG) (deaminated)	AGAB	B	2 days **
Globulin	GLOB	B	4 hrs **
Glomerular Basement Membrane Abs	AGBM	B	2 days **
Glucose	RBG	G	4 hrs
Glucose Tolerance (2 hrs)	GTTS	G, G, 2x RU	4 hrs **
Glucose Tolerance + Insulin	GTTI	X	4 hrs **
Glucose Tolerance Test	GTT	G, G, G, G, G, 5x RU(X)	4 hrs **

Glucose Tolerance Test (Extended)	GTTE	G, G, G, G, G, G, 6x RU(X)	4 hrs **
Glucose Tolerance Test (Short)	GTT3	G, G, G, 3x RU(X)	4 hrs **
Gluten Allergy Profile	GLUT	A, B, B	10 days **
Gluten Sensitivity Evaluation	GSA	B	2 days **
Gluten/Coeliac Profile 2	GSA2	A, B	10 days **
Glycan Determinants	ZZ27	B	2 days **
Glycosylated HB	GHB	A	6 hrs **
Gonorrhoea (Culture)	GONN	STM	2-3 days **
Gonorrhoea (PCR swab)	SGON	PCR	2 days **
Gonorrhoea (Urine)	CGON	FCRU	2 days **
Group B Strep	GBS	2x STM	3 days **
Group and Antibody Screen (group and save)	GS	A [22,33]	8 hours**
Growth Hormone (Fasting)	GH	B [7,35]	4 hrs **
<b>H</b>			
H. pylori Antibodies (IgG)	HBPA	B	2 days **
H. pylori Antigen (QUICK Breath Test)	HBQT	J (Blowbag kit) [1]	2 days **
H. pylori Antigen (Stool)	HBAG	RF	3 days **
H1N1 (Swine Flu)	H1N1	2x PCR	1 day
Haematology Profile	PP3	A	4 hrs **
Haemochromatosis – HFE common mutations C282Y + H63D	HMD	A [9]	3 days **
Haemoglobin	HB	A	4 hrs
Haemoglobin Electrophoresis	HBEL	A	4 days **
Haemophilus Influenzae B Antibodies	HINF	B	7 days **
Hair Mineral Analysis	HMA	2g (2 tbsp) of hair close to scalp	10 days **
Harmony™ Prenatal Test (Non-Invasive Prenatal Testing) – common aneuploidy screening from maternal blood	NIPT	J/Special tubes [1]	3-5 days **
Hazelnut Components	ZZ11	B	2 days **
HbA1c	GHB	A	6 hrs **

HDL Cholesterol	HDL	B	4 hrs
HE4 + ROMA	HE4	B	1 day
Hepatitis (Acute) Screen	AHSC	B	4 hrs **
Hepatitis A (IgM)	HAVM	B	4 hrs **
Hepatitis A Immunity (IgG)	HAIM	B	4 hrs **
Hepatitis A Profile	HEPA	B	4 hrs **
Hepatitis A, B & C Profile	ABC	B	4 hrs **
Hepatitis B 'e' Antigen and Antibody	HEPE	B	4 hrs **
Hepatitis B (PCR) Genotype	BGEN	A	7 days **
Hepatitis B Core Antibody – IgM	HBCM	B	4 hrs **
Hepatitis B Core Antibody – Total	HBC	B	4 hrs **
Hepatitis B DNA (Viral load)	DNAB	A	5 days **
Hepatitis B Immunity	HBIM	B	4 hrs
Hepatitis B Profile	HEPB	B	4 hrs **
Hepatitis B Resistant Mutation	HBRM	A or B	7 days **
Hepatitis B sAg	AUAG	B	4 hrs
Hepatitis C Abs Confirmation (RIBA)	RIBA	B	5 days **
Hepatitis C Antibodies	HEPC	B	4 hrs
Hepatitis C Antigen (Early detection)	HCAG	B	4 hrs **
Hepatitis C Genotype	CGEN	A	5 days **
Hepatitis C Quantification (Viral Load)	QPCR	A	5 days **
Hepatitis Delta Antibody	HEPD	B	5 days **
Hepatitis Delta Antigen	HDAG	B	5 days **
Hepatitis Delta RNA	DRNA	A (Frozen plasma)	5 days **
Hepatitis E IgG/IgM	HBE	B	5 days **
Hepatitis G (PCR)	HEPG	A (Frozen plasma)	2 weeks **
Herpes Simplex I/II Antibody Profile (IgG)	HERP	B	2 days **

Herpes Simplex I/II by PCR	HERD	FCRU / PCR/ TPV	4 days **
Herpes Simplex I/II by PCR (Swab)	HERS	PCR	4 days **
Herpes Simplex I/II from symptomatic lesion	HERS	PCR	4 days **
Herpes Simplex I/II IgM	HERM	B	2 days **
HFE gene (Haemochromatosis) – common mutations C282Y + H63D	HMD	A [9]	3 days **
Hirsutism Profile	HIRP	B	4 hrs
Histamine Releasing Urticaria Test	CURT	B	10-14 days **
HIV 1 & 2/p24Ag	HDUO	B	4 hrs
HIV Confirmation of Positive Screens (Using 3 methodologies)	HIVC	B	1 day
HIV Screening: HIV1, HIV2, p24 (5th Gen)	HIV5	B	1 day
HIV Screening: HIV1&2 Abs/p24 Ag (4th Gen)	HDUO	B	4 hrs
HIV Therapeutic Drug Monitoring	TDM	J	21 days **
HIV-1 Avidity (RITA/STARHS)	HIAV	B	21 days **
HIV-1 Genotypic Resistance (RT & Protease)	HIVD	A 10mls *	21 days **
HIV-1 Genotypic Resistance (RT, Protease & Integrase)	INTE	A 10mls *	21 days **
HIV-1 RNA Viral Load by PCR	HIV1	A, A (or 10mls)	5 days **
HIV-1 Tropism	TRPM	A 10mls *	28 days **
HIV-2 RNA by PCR	HIV2	A	21 days **
HIV/HBV/HCV (Early detection by PCR)	STDX	A 10mls or 2 x 4mls	3 days **
HIV/HBV/HCV (Early detection by PCR) with Syphilis	STXX	B, A 10mls or 2 x 4mls	3 days **
HIV1/HIV2/HBV/HCV Early Detection Screen	STDX	A 10mls or 2 x 4mls	3 days **
HLA B*57:01	HL57	A [9]	10 days **
HLA B27	HLAB	A [9]	3 days **
HLA DQ Alpha Antigens	10RF	A, A	2 weeks **
HLA DQ Beta Antigens	11RF	A, A	2 weeks **
HLA DR Antigens	9RF	A, A	2 weeks **
HLA Tissue Typing A	HLA	A [9]	10 days **

HLA Tissue Typing A/B/C/DRB1/3/4/5/DQB1 (Class I & II)	HLFC	A [9]	10 days **
HLA Tissue Typing A/B/DRB1/3/4/5	HLAF	A [9]	10 days **
HLA Tissue Typing A/B/DRB1/3/4/5/DQB1	HLF	A [9]	10 days **
HLA Tissue Typing A+B	HLBA	A [9]	10 days **
HLA Tissue Typing A+B+C (Class I)	HABC	A [9]	10 days **
HLA Tissue Typing B	HLB	A [9]	10 days **
HLA Tissue Typing B*27 only	HLAB	A [9]	3 days **
HLA Tissue Typing B*51 (Behcet's Disease)	B51	A [9]	10 days **
HLA Tissue Typing B*57:01 high resolution	HL57	A [9]	10 days **
HLA Tissue Typing C	HLC	A [9]	10 days **
HLA Tissue Typing Coeliac Disease – DQ2/DQ8	Q2Q8	A [9]	10 days **
HLA Tissue Typing DRB1/3/4/5	DRB1	A [9]	10 days **
HLA Tissue Typing DRB1/3/4/5/DQB1 (Class II)	HLDQ	A [9]	10 days **
Homocysteine (Quantitative)	HOMO	B [17]	1 day
House Dust Mite Components	ZZ12	B	2 days **
HPV (DNA and reflexed mRNA) by PCR	HPVT	TPV	5 days **
HPV (HR DNA type 16, 18 + others)	HPV	TPV	2 days **
HPV (individual low & high risk DNA subtypes)	HP20	PCR/TPV	3 days **
HPV DNA types 16, 18 + collective reporting of 12 other High Risk DNA subtypes	HPV	TPV	2 days **
HPV DNA types 16, 18 + all other High Risk DNA subtypes	HPV	TPV	2 days **
HPV mRNA only	HPVR	TPV	3 days **
HPV Typed DNA	HP20	PCR/TPV	3 days **
HPV Typed DNA/mRNA	HPVT	TPV	5 days **
HRT Profile 1	HRT	B	4 hrs
HRT Profile 2	HRT2	B, G	4 hrs
HTLV 1&2 Abs. (Human T Lymphotropic Virus Type I-II)	HTLV	B	8 hrs **
HTLV by PCR	HTLP	A	3 weeks **

Hughes Syndrome	LUPA	B, C [4,18]	2 days **
Human Herpes Virus – 6 (IgG/IgM) Ab	HSV6	B	2 days **
Human Herpes Virus – 6 by PCR	HHV6	A	5 days **
Human Herpes Virus – 8 (IgG)	HHV8	B	10 days **
HVS (inc. Mycoplasma + Ureaplasma)	HVS	STM	2-3 days **
Identity Profile (DNA) – 15 STR markers	DNAF	A [9,11]	10 days **
IgE (Total)	IGE	B	1 day
IGF-1 (Somatomedin)	SOMA	B (Frozen) [4]	1 day
IGF-BP3	IGF3	B (Frozen) [4]	5 days **
IgG Subclasses	IGSC	B	4 days **
Imipramine	IMIP	A [4]	4 days **
Immunoglobulin A	IGA	B	4 hrs **
Immunoglobulin E – Total	IGE	B	1 day
Immunoglobulin G	IGG	B	4 hrs **
Immunoglobulin M	IGM	B	4 hrs **
Immunoglobulins (IgG, IgM, IgA)	IMM	B	4 hrs **
Impotence Profile/Erectile Dysfunction Profile	IMPO	A, B, B, G	3 days **
Influenza Screen	INFL	B	2 days **
Inhibin B	INIB	B (Day 3 of cycle,frozen)	5 days **
INR	PTIM	C [18]	4 hrs **
Insect/Worm/Ova/Cysts	FLEA	Send Specimen [9,14]	5 days **
Insulin	INSU	B	4 hrs **
Insulin Antibodies	INAB	B	5 days **
Insulin Resistance (Fasting)	FIRI	B, G	4 hrs **
Interleukin 1 Beta	ILB	B (frozen) [4,7]	1-2 weeks **
Interleukin 10	IL10	B (frozen) [4,7]	1-2 weeks **

Interleukin 2	IL2	B (frozen) [4,7]	1-2 weeks **
Interleukin 4	IL4A	B (frozen) [4,7]	1-2 weeks **
Interleukin 6	IL6	B (frozen) [4,7]	1-2 weeks **
Interleukin 8	IL8	B (frozen) [4,7]	1-2 weeks **
Intrinsic Factor Antibodies	IFAB	B	2 days **
Iron	FE	B	4 hrs
Iron Overload Profile	IOP	A, A, B [9]	3 days **
Iron Status Profile	ISP	B	4 hrs **
ISAC Panel	ISAC	B	3 days **
Islet Cell Antibodies	ICAB	B	2 days **
IUCD for Culture	IUCD	Send Device	10 days **
<b>J</b>			
JAK 2 – V617F common mutation – MUST arrive in the laboratory within 36 hours, before 12pm on Fridays	JAK2	A [9]	3 weeks **
Jewish / Pan-ethnic carrier screening	ASHJ	A [9]	4 weeks **
<b>K</b>			
Kenny-Caffey (Sanjad-Sakati) Syndrome – common 12bp TBCE gene deletion	TBC	A [9]	10 days **
KIR (Killer-like Immunoglobulin-like Receptors) Genotyping	17RF	A, A, A	2-3 weeks **
Kiwi Components	ZZ32	B	2 days **
<b>L</b>			
Lactate (Plasma)	LACT	G [16]	1 day
Lactate Dehydrogenase (LDH)	LDH	B	4 hrs **
Lactose Tolerance Test	LTT	J [1]	8 hrs **
Lamotrigine	LAMO	B [4]	5 days **
Langer-Giedion Syndrome – BOBs (5 days) + karyotype (15 days)	PBOB, KARY	CVS/AF/A, H [9]	5-15 days **
Langer-Giedion Syndrome – BOBs only	PBOB	CVS/AF/A [9]	5 days **
Latex Components	ZZ13	B	2 days **
Lead (Blood)	LEAD	A	5 days **

Lead (Urine)	URPB	RU	5 days **
Lead Profile (Hb, ZPP, Lead)	LEAZ	A [13]	3-5 days **
Legionella Antibodies	LEGO	B	2 days **
Legionella Urine Antigen	LEGA	RU	1 day
Leishmania Antibodies	LEIS	B	5 days **
Leishmania Blood Film	LEIF	A	8 hrs **
Leucocyte Antibody Detection FEMALE	8RF	B [3,4,6]	1 week
Leucocyte Antibody Detection MALE	7RF	H, H, H [3,4,6]	1 week
Leukaemic Studies (Bone Marrow) – please send with complete Leukaemic Studies Request form at back of guide	CBMA	A, H [9,11] Contact lab	5-20 days **
Levetiracetam (Kepra)	LEVE	B [4]	3 days **
Lipase	LIPA	B	4 hrs **
Lipid Profile	LIPP	B	4 hrs
Lipid Transfer Proteins	ZZ23	B	2 days **
Lipocalins	ZZ28	B	2 days **
Lipoprotein (a)	LPOA	B	4 hrs **
Lithium (take 12 hrs after dose)	LITH	B	4 hrs **
Liver Fibrosis (Enhanced Liver Fibrosis ELF)	ELF	B	5-7 days **
Liver Fibrosis Fibrotest	FIBT	B	2 weeks **
Liver Function Tests	LFT	B	4 hrs
Liver Kidney Microsomal Antibodies	LKM	B	2 days **
Lorazepam	LORA	A [4]	10 days **
Lp-PLA2 (PLAC) Test	PLA2	B	2 days **
Lupus Anticoagulant and Anticardiolipin Abs	LUPA	B, C [4,18]	2 days **
Lupus Anticoagulant only	LUPC	C, C [18]	2 days **
Luteinising Hormone (LH)	LH	B	4 hrs **
Lyme Disease (Borrelia Abs) IgG, IgM	BORR	B [9,14]	2 days **
Lyme Disease (Borrelia Abs) IgM	BORM	B	2 days **



Lymphocyte Immunophenotyping (Leukaemia)	LYPT	A [4,5]	5 days **
Lymphocyte Subsets (CD3/CD4/CD8)	LYSS	A [10]/Chex	1 day
<b>M</b>			
Macroprolactin	PRLD	B	4 days **
Magnesium (serum)	MG	B	4 hrs **
Magnesium (Blood)	RCMG	A or H	4 days **
Magnesium (Urine)	URMG	PU	1 day
Malarial Antibodies (Pl. falciparum)	MALA	B [9,14]	2 days **
Malarial Parasites	MALP	A [4,9,14]	STAT
Male Genetic Reproductive Profile	GRP	A, H [9]	10-15 days **
Male Hormone Profile	MIPR	B	4 hrs
Male Recurrent Miscarriage Profile	MRMP	Semen	15 days **
Manganese (Serum)	MANG	B	5 days **
Measles Antibodies (IgG) Immunity	MEAS	B	1 day
Measles Antibodies (IgM)	MEAM	B [9]	2 days **
Measles, Mumps, Rubella (MMR)	MMR	B	1 day
Meningococcal Abs	MENI	B	2-4 weeks **
Menopause Profile	MENO	B	4 hrs
Mercury (Blood)	MERC	A or H	5 days **
Mercury (Urine)	URHG	RU [1]	5 days **
Metabolic Syndrome Profile	METS	A, B, B, G	9 days **
Metanephrines (Plasma)	PMET	A (Frozen plasma)	7 days **
Metanephrines (Urine)	UMEX	PU [1]	5 days **
Methaqualone	METQ	RU	5 days **
Methotrexate	METX	B	2 days **
Metronidazole Level	METR	B [4]	7 days **
Microalbumin (Urine)	UMA	RU	4 hrs **

Microdeletion (common) Syndromes – BOBs only	PBOB	CVS/AF/A [9]	5 days **
Microfilaria Blood Film	MICF	A	STAT
Miller-Dieker Syndrome – BOBs (5 days) + karyotype (15 days)	PBOB, KARY	CVS/AF/A, H [9]	5-15 days **
Miller-Dieker Syndrome – BOBs only	PBOB	CVS/AF/A [9]	5 days **
Mineral Screen	MINE	B, K	5 days **
Mineral Screen – Whole blood	RMIN	H, H	5 days **
Mineral Screen and Rbc Industrial Heavy Metal Screen (Trace Metals)	TRAC	B, H, K	7-10 days **
Miscarriage/Thrombotic Risk Profile	PROP	A, A, B, C, C, C [18]	5 days **
Mitochondrial Antibodies	AMIT	B	2 days **
MRSA (Rapid PCR) one swab per site	MRSA	Blue Micro Swab	4 hrs **
MRSA Culture one swab per site	MRSW	Blue Micro Swab	2 days **
Mumps Antibodies (IgG)	MUMP	B	1 day
Mumps Antibodies (IgM)	MUMM	B	1 day
Mycobacterium tuberculosis – DNA	TBPC	A	5 days **
Mycology/Skin Scrapings	SKSC	Submit Sample	3-4 weeks **
Mycoplasma genitalium by PCR	MGEN	FCRU / PCR / TPV	2 days **
Mycoplasma genitalium DNA by PCR	MGEN	FCRU / PCR / TPV	2 days **
Mycoplasma genitalium/Ureaplasma by PCR	MUPC	FCRU / PCR / TPV	2 days **
Mycoplasma pneumoniae IgM and IgG	MYCO	B	2 days **
Mycoplasma/Ureaplasma Culture	MYCS	RU, Swab	2-3 days **
Myeloma Screen	MYEL	A, B, G, RU	3 days **
Myeloperoxidase Antibodies	MPO	B	2 days **
Myoglobin (Serum)	SMYO	B	4 hrs **
Myositis Panel	MYOS	B	5 days **
Mysoline (Primidone)	PRIM	B [4]	3 days **
<b>N</b>			
N. Gonorrhoea	TGON	TPV	2 days **

Nail Clippings	SKSC	Nail clippings	3-4 weeks **
Natural Killer Profile 1	NKP1	H	2 days **
Natural Killer Profile 2	NKP2	A	2 days **
Needle Stick Injury Profile	NSI	B, B	4 hrs **
Neisseria Gonorrhoea – DNA	TGON/SGON	TPV/PCR	2 days **
Neurological Viral Screen	NVIR	B, B	2 days **
Neuronal Antibody (Hu, Ri, Yo, Cv2, Ma2)	NEUR	B	5 days **
Neurone Specific Enolase	NSE	B	5 days **
Nickel (Blood)	NICK	B	5 days **
Nickel (Urine)	NICU	RU	5 days **
NK (CD69) and NK Cytotoxicity	69C	H, H, H [5,34]	Send Mon-Thurs only
NK (CD69) cell Assay	CD69	H [5,34]	Send Mon-Thurs only
NK Assay Follow-Up Panel	5RF	H, H, H	1 week
NK Assay Panel + Intralipids	16RF	H, H, H	1 week
NK Assay/Cytotoxicity Panel	4RF	H, H, H	1 week
NK Cytotoxicity Assay	HSNK	H, H, H [5,34]	Send Mon-Thurs only
NK Cytotoxicity w.suppression, steroid, IVIg & Intralipin	NKCY	H, H, H [5,34]	Send Mon-Thurs only
NK Cytotoxicity with suppression with steroid, IVIg and intralipin, and NK (CD69) cell assay	69CI	H, H, H [5,34]	Send Mon-Thurs only
NMP22 (Bladder tumour)	NMP	J [1]	4 days **
Non-Invasive Prenatal Testing – common aneuploidy screening from maternal blood	NIPT	J / Special tubes [1]	3-5 days **
Nucleic Acid Antigen Antibodies	DNA	B	2 days **
<b>O</b>			
Oestradiol (E2)	OEST	B	4 hrs
Oestriol (Estriol)	E3	B, B	4 days **
Oestrone	E1	B, B	4 days **
Olanzapine	OLAN	A [4]	5 days **
Oligoclonal Bands	CSFO	CSF + B	5 days **

Olive Components	ZZ14	B	2 days **
Omega 3/Omega 6	OMG3	A [4]	4 days **
Osmolality (Serum)	OSMO	B	1 day
Osmolality (Urine)	ROSM	RU	1 day
Osteocalcin	OST	B (Frozen) [4]	4 days **
Osteoporosis Screen	OPS	B, B	4 days **
Ovarian Autoantibodies	OVAB	B	2 days **
Oxalate (Urine)	UOXA	PU	5 days **
Oxidative Stress in Semen (ROS)	SROS	Semen [1]	1 day
<b>P</b>			
PAI1 4G/5G Polymorphism	PAIP	A	10 days **
Pan-Ethnic Carrier Screen	GENE	A [9]	4 weeks **
PAP – Thin Prep (Cervical Cytology)	PAPT	TPV	2-3 days **
Paracetamol	PARA	B	4 hrs **
Parathyroid Hormone (Whole)	PTHI	B [4]	1 day
Parvalbumins	ZZ29	B	2 days **
Parvovirus Antibodies (IgM)	PARV	B	2 days **
Parvovirus IgG Antibodies	PARG	B	2 days **
Parvovirus IgG/IgM Abs	PARP	B	2 days **
Paternity Testing (postnatal and prenatal) – sample required from each person being tested (3 people)	PATT	A/AF/CVS [9,11,12] Contact lab	5 days **
Paul Bunnell (Monospot)	PAUL	A or B	8 hrs **
PCA3 (Molecular test for the detection of prostate cancer from urine)	PCA3	J [1,6]	14-17 days **
Peach Components	ZZ15	B	2 days **
Peanut Components	ZZ16	B	2 days **
Pemphigus/Pemphigoid Autoantibodies	SKAB	B	2 days **
Penicillin Antibiotic Panel	RDP2	H, H	3 days **
Pepsinogen I/II	PEPI	B	5 days **

Pepsinogen I/II + Gastrin ratio	PPRG	B	5 days **
Perioperative Anaphylaxis Panel	RDP1	H, H	3 days **
Pertussis (Whooping Cough) Antibodies	PERS	B	5 days **
Pertussis by PCR	PERP	Prenasal (posterior nasopharynx) swab	5 days **
PEth (Phosphatidylethanol)	PETH	A [38]	5-7 days **
Pethidine – Urine	UPET	RU	4 weeks **
Phelan-McDermid Syndrome – karyotype + FISH	KARY, FISH	CVS/AF/H [9]	12-17 days **
Phencyclidine (PCP)	DUST	RU	5 days **
Phenobarbitone	PHB	B	4 hrs **
Phenytoin (Epanutin)	PHEN	B	4 hrs **
Phosphate	PHOS	B	4 hrs
Phosphate (24 hr Urine)	UPH	PU	4 hrs **
Phospholipid Antibodies	PLIP	B	2 days **
Pituitary Function Profile	PITF	B, B	1 day
PLAC Test (Lp-PLA2)	PLA2	B	2 days **
Plasma Viscosity	VISC	A [4]	3 days **
Pleural Fluid for Culture	FLUP	SC	7 days **
Pneumococcal Antibody Screen	PNEU	B	7 days **
Pneumococcal Antigen	PNAG	RU	1 day
Pneumocystis Examination	PCYS	BAL*	1 day
Pneumonia (Atypical) Screen	APS	B	2 days **
Polcalcins	ZZ25	B	2 days **
Polio Virus 1, 2, 3 Antibodies	POLO	B [9]	5 days **
Polycystic Ovary Syndrome Profile	PCOP	A, B, B, B, G [7]	5 days **
Porphyrin (Blood)	PORP	A [3]	15 days **
Porphyryns (Faeces)	FPOR	RF [3]	15 days **
Porphyryns Screen (Total: Urine, Stool, Blood)	PORS	A, RU, RF [3]	15 days **

Porphyrins Screen (Urine)	RPOR	RU [3]	15 days **
Post Exposure Prophylaxis Bloods (PEPs) (FBC, LFT, U/E, CA, Phos, LIPP, Glucose )	PEPS	B, G	4 hrs **
Post-Travel Screen 1	PTS	A, A, B, G [14]	10 days **
Post-Travel Screen 2	PTS2	A, A, B, B, B, G [14]	10 days **
Postnatal array CGH	CGH	A, H [9]	10 days **
Potassium	K	B	4 hrs
PR-10 Proteins	ZZ22	B	2 days **
Prader-Willi Syndrome (Primary Screen) – methylation PCR	PWAM	A [9]	5 days **
Pre-eclampsia Screen	PREM	B	3 days **
Pre-Travel Screen (DVT)	DVT1	A, A, B [9]	5 days **
Pregnancy (Serum) [Quantitative]	QHCG	B	4 hrs
Pregnancy Test (Urine)	PREG	RU	4 hrs **
Pregnenolone	PREN	B	15 days **
Prenatal array CGH	CGH	Amniotic fluid or CVS [9]	10 days **
Primidone (Mysoline)	PRIM	B [4]	3 days **
Procalcitonin	PCAL	B (Frozen) [4,7]	1 day
Product of Conception – rapid BOBs aneuploidy diagnosis for all chromosomes (5 days) + culture (25 days)	PBK	Placental Sample [1,9]	5-25 days **
Product of Conception BOBs only – rapid aneuploidy diagnosis for all chromosomes	KBOB	Placental Sample or Solid Tissue [1,9]	3-6 days **
Profilins	ZZ24	B	2 days **
Progesterone	PROG	B	4 hrs **
Proinsulin	PROI	B (Frozen)	5 days **
Prolactin	PROL	B	4 hrs
Prolactin (Macro)	PRLD	B	4 days **
Propranolol	PRO	B [4]	7 days **
Propoxyphene	DPRO	RU	5 days **
Prostate Profile (Total & Free PSA)	PR2	B	4 hrs
Prostate Specific Antigen (Total)*	PSPA	B	4 hrs

Protein (Urine)	UPRT	CU	4 hrs **
Protein C	PRC	C (Frozen) [4,9,18]	3 days **
Protein Electrophoresis	PRTE	B	2-4 days **
Protein S Free Ag	FPRS	C (Frozen) [4,9,18]	3 days **
Protein Total (Blood)	PROT	B	4 hrs
Protein/Creatinine Ratio (Urine)	UCPR	RU	4 hrs **
Proteinase 3 Ab	PR3	B	2 days **
Prothrombin Time	PTIM	C [18]	4 hrs **
Prothrombin Time + Dose	PT+D	C [18]	4 hrs **
<b>Q</b>			
Q Fever (C Burnetti) Antibodies	QFEV	B [9]	3 days **
QF-PCR rapid common aneuploidy screen	APC	AF/ A [9]	1-2 days **
<b>R</b>			
Rabies Antibody	RABI	B	10 days **
Rapid Strep (incl. m/c/s)	RAPS	STM**	2 days ****
Recurrent Miscarriage Profile (female)	RMP	A, A, B, B, C, C, H [9,18]	10-15 days **
Renal Stone Analysis	RSTA	STONE	10 days **
Renin	RENI	A (Frozen plasma) [36]	5 days **
Reproductive Immunophenotype Panel	3RF	H, H, H	1 week
Respiratory Samples – Viral PCR	VPR	PCR or as specified	5 days **
Respiratory Syncytial Virus	RSV	B	2 days **
Respiratory Viral Screen	RESP	B	2 days **
Reticulin Antibodies (IgA)	ARAB	B	2 days **
Reticulocyte Count	RETC	A	4 hrs **
Retrograde Ejaculation	RTRO	Contact Lab	2 days **
Reverse T3	RT3	B [7,37]	10 days **
Rheumatoid Factor (Latex Test)	RF	B	1 day

Rheumatology Profile 1 (Screen)	RH	A, B	2 days **
Rheumatology Profile 2 (Connective tissue)	RH2	A, A, B, B	3 days **
Rheumatology Profile 3 (Rheumatoid/Basic)	RH3	A, B	2 days **
Rheumatology Profile 4 (Systemic Lupus)	RH4	A, B, B	2 days **
Rheumatology Profile 5 (Mono Arthritis)	RH5	A, A, B, B	3 days **
Rheumatology Profile 6 (Rheumatoid Plus)	RH6	B	2 days **
Rheumatology Profile 7 (Sjogren's syndrome)	RH7	B	2 days **
Rhinitis Provoking Profile	ALRN	B	2 days **
Rickettsial Species Antibodies	RICK	B	7 days **
Risperidone	RISP	A [4]	7 days **
Rotavirus in Stool	ROTA	RF	8 hrs **
ROCA test	ROCA	B	1 month **
RPR (VDRL)	RPR	B	2 days **
Rubella Antibody (IgG)	RUBE	B	4 hrs **
Rubella Antibody (IgM)	RUBM	B	4 hrs **
Rubella Virus – RNA by PCR	RUBP	A/Amniotic Fluid	5 days **
<b>S</b>			
S100 Malignant Melanoma	S100	B	4 days **
Salicylates	SALI	B	4 hrs **
Salivary Duct Antibodies	SAB	B	2 days **
Sanjad-Sakati (Kenny-Caffey) Syndrome – common 12bp TBCE gene deletion	TBC	A [9]	10 days **
Schistosoma (Urine)	USCH	Mid-morning terminal urine	8 hrs **
Schistosome (Bilharzia) Antibodies	BILH	B [14]	10 days **
Schistosome Antigen	SHAG	B	15 days **
Screening Profile 1 – Biochemistry	PP1	B, G	4 hrs **
Screening Profile 2 – Haematology/Biochemistry	PP2	A, B, G	4 hrs **
Screening Profile 3 – Haematology	PP3	A	4 hrs **



Screening Profile 4 – Haematology/Biochemistry (Short)	PP4	A, B, G	4 hrs **
Screening Profile 5 – Haematology/Biochemistry (Postal)	PP5	A, B, G	4 hrs **
Screening Profile 6 – Well Person	PP6	A, B, G	4 hrs **
Screening Profile 7 – Well Man	PP7	A, B, G	4 hrs **
Screening Profile 8 – Well Woman	PP8	A, B, G	2 days **
Screening Profile 9F – Senior Female	PP9F	A, B, B, G, RU, RF [4]	2 days **
Screening Profile 9M – Senior Male	PP9M	A, B, B, G, RU, RF [4]	2 days **
Screening Profile 10 – Cardiovascular Risk 1	PP10	B, B	3 days **
Screening Profile 11 – Cardiovascular Risk 2	PP11	B, B, B, C [34]	3 days **
Screening Profile 12 – Sexual Health Screen	PP12	FCRU/PCR/TPV/Semen	2 days **
Seed Storage Proteins	ZZ26	B	2 days **
Selenium (Blood)	SELR	A or H	4 days **
Selenium (Serum)	SELE	B	4 days **
Sellotape Test	SELL	Send Sample***	1 day
Semen Analysis, Comprehensive	SPER	Semen [1]	2 days ***
Semen Analysis, Post-Vasectomy	PVAS	Semen [1]	2 days **
Semen Analysis, Vasectomy Reversal	SPER	Semen [1]	2 days ***
Semen Culture	SPCU	Semen	2-3 days **
Semen Fructose	SPCF	Semen	2 days **
Semen Leucocytes	PMNS	Semen	2 days **
Semen Parameters	SPOD	Semen [1]	1 day
Serotonin	SERT	H (Frozen whole blood) [1]	10 days **
Serum Albumins	ZZ30	B	2 days **
Sex Hormone Binding Globulin	SHBG	B	4 hrs
Shigella Abs	SHIG	B	5 days **
Shrimp Components	ZZ17	B	2 days **
Sickle Cells	HBEL	A	4 days **

Silver (Blood)	SILV	B	5 days **
Silver (Urine)	USIL	RU	5 days **
Sinequan (Doxepin)	DOXE	A	10 days **
Sirolimus	SIRO	A	3 days **
Sjogren's Syndrome	RH7	B	2 days **
Skin (Pemphigus/Pemphigoid) Autoantibodies	SKAB	B	2 days **
Skin Scrapings/Mycology	SKSC	Send Sample	3-4 weeks **
Skin/Mucosal Swab – Viral PCR	VPSK	PCR	5 days **
Smith-Magenis Syndrome – BOBs (5 days) + karyotype (15 days)	PBOB, KARY	CVS/AF/A, H [9]	5-15 days **
Smith-Magenis Syndrome – BoBs only	PBOB	CVS/AF/A [9]	5 days **
Smooth Muscle Antibodies	ASMO	B	2 days **
Sodium	NA	B	4 hrs
Somatomedin (IGF-1)	SOMA	B (Frozen) [4]	1 day
Soybean Components	ZZ18	B	2 days **
Specific Gravity (Urine)	USG	RU	8 hrs **
Sperm Aneuploidy (FISH)	SPPL	Semen [1]	2 weeks **
Sperm Antibodies (Serum)	ASAB	B	5 days **
Sperm Antibodies /MAR Test (Semen)	ASPA	Semen	1 day
Sperm DNA Fragmentation (SCSA)	SEXT	Semen [1]	2-3 weeks **
Sperm Morphology (Kruger strict criteria)	MRPH	Semen [1]	2 days **
Spinal Muscular Atrophy – SMN1 deletions/duplications	SMA	A [9]	3 weeks **
Sports/Performance Profile	SPOR	A, A, A, B, B, B, B, G, K [4]	5 days **
Sputum for Routine Culture	SPU1	SC	2-3 days **
Sputum for TB Culture (AFB)	SPU2	SC	up to 8 weeks **
Squamous Cell Carcinoma	SCC	B	4 days **
SRY (Sex-determining Region Y)	SRY	A [9]	2 days **
STD1 M/F STD Quad	STD1	B, FCRU	2 days **

STD2 M/F STI Profile Plus (Urine and Serology)	STD2	B, FCRU (If culture swabs are needed please request separately)	4 days **
STD3 Female STD Quad (PCR Swab and Serology)	STD3	B, PCR	2 days **
STD4 Female STI Profile Plus (PCR Swab and Serology)	STD4	B, PCR (If culture swabs are needed please request separately)	4 days **
STD5 Serology only	STD5	B	4 hrs
STD6 Serology only without HIV	STD6	B	4 hrs
STD8 Vaginitis/BV Profile using Culture & PCR Swab	STD8	PCR, STM	3 days **
STD9 Symptomatic lesion sample using PCR Swab from lesion	STD9	PCR	7 days **
Steroid Cell Antibody	SCA	B	2 days **
Stool for OCP and Culture	SPAR	RF	2-3 days **
Stool for OVA Cysts & Parasites	OCP	RF	1 day
Streptomycin Levels	STRM	F	5 days **
Striated/Skeletal Muscle Antibody	STRA	B	2 days **
Sulpiride	SULP	B [4]	4 days **
Suppression with steroid, IVIg and intralipin, NK (CD69) cell assay, TH1/TH2 cytokines	NCIT	H, H, H [5,34]	Send Mon-Thurs only
Swab for Culture (Any Site)	SWAB	STM	2 days **
Synacthen Stimulation Test	SYNA	X	4 hrs **
Synovial Fluid (For Crystals)	FLU2	SC	1 day
Syphilis by PCR (chancere)	SYPS	PCR	5 days **
Syphilis IgG/IgM	SERJ	B	4 hrs
<b>T</b>			
T3	T3	B	4 hrs **
T3 (Reverse)	RT3	B [7,37]	10 days **
Tacrolimus/Prograf (FK506)	FK5	A [4]	1-2 days **
TB (pleuralfluid)	TBCU	SC	up to 8 weeks **
TB Culture	SPU2	SC	up to 8 weeks **
TB Culture (Urine)	TBUR	3x EMU	up to 8 weeks **

TB Quantiferon®-TB Gold	TBQ4	J / special tubes [1]	3 days **
TB Slopes – Confirmation and Sensitivity	TBSL	TB slope (LJ medium-green) [6]	up to 8 weeks **
Tegretol (Carbamazepine)	CARB	B	4 hrs **
Teicoplanin Assay	TEIC	B	5 days **
Temazepam	TEMA	B [4]	4 days **
Testicular Autoantibodies	TAB	B	2 days **
Testicular Tumour Profile	TTP	B	4 hrs **
Testosterone	TEST	B	4 hrs
Testosterone (Free)	FTES	B	3 days **
Tetanus Screen	TETA	B	5 days **
TH1/TH2 cytokine profile	1TH2	H, H, H [5,34]	Send Mon-Thurs only
TH1/TH2 Cytokine Ratio	6RF	H, H, H [5]	1 week
Thalassaemia Screen	HBEL	A	4 days **
Theophylline	THEO	B	4 hrs **
Thiopurine Methyl Transferase	TPMT	A [5]	5 days **
Thrombotic Risk Profile	PROP	A, A, B, C, C, C [18]	5 days **
Thyroglobulin Abs	TGAB	B	1 day
Thyroglobulin Assay	TGA	B	1 day
Thyroid Abs (incl. Thyroglobulin + Thyroid Peroxidase Abs)	THAB	B	1 day
Thyroid Peroxidase Antibodies/Anti TPO	TPEX	B	1 day
Thyroid Profile 1	TF	B	4 hrs
Thyroid Profile 2	TF2	B	2 days **
Thyroid Profile 3	TF3	B	4 hrs
Thyroxine (T4)	T4	B	4 hrs **
Timothy Grass Components	ZZ19	B	2 days **
Tissue for culture	TISS	Tissue sample	up to 7 days **
Tissue Transglutaminase IgA (Coeliac)	TAA	B	2 days **

Tissue Transglutaminase IgG	TAAG	B	5 days **
Tobramycin Assay (Provide Clinical Details)	TOBR	B	3 days **
Topiramate (Topamax)	TOPI	B [4]	4 days **
Torch Screen	TORC	B	2 days **
Total IgE	IGE	B	1 day
Toxoplasma Antibodies (IgG+IgM)	TFAM	B [9]	4 hrs **
TPPA (TPHA)	TPPA	B	2 days **
Trace Metal (Blood) Profile	TRAC	B, H, K	7-10 days **
Transferrin	TRAN	B	1 day
Trichomonas vaginalis (Genital) Culture	TVAG	Blue Micro Swab	2 days **
Trichomonas vaginalis by PCR	TVPC	FCRU / PCR / TPV	2 days **
Triglycerides	TRI	B	4 hrs **
Trimipramine	TRIM	A	5 days **
Tropical Screen	TROP	B, B [9,14]	10 days **
Tropomyosins	ZZ31	B	2 days **
Troponin T (High sensitive)	TROT	B	4 hrs **
Tryptase	STRY	B	5 days **
TSH	TSH	B	4 hrs
TSH-Receptor Antibodies	TSI	B	4 days **
<b>U</b>			
Uni Parental Disomy (UPD) – parents and child	Specify type	A [9,12]	5 days **
Urate (Uric acid)	UA	B	4 hrs
Urea	UREA	B	4 hrs
Urea (Urine)	UURE	CU	4 hrs **
Urea and Electrolytes	U/E	B	4 hrs **
Urea Electrolytes (Urine)	UeLE	CU	4 hrs
Ureaplasma urealyticum	UGEN	FCRU / PCR / TPV	2 days **

Ureaplasma/Mycoplasma Culture	MYCS	RU,Swab	2-3 days **
Uric Acid (Serum)	UA	B	4 hrs
Uric Acid (Urine)	UURI	CU	4 hrs **
Urine (Microscopy Only)	UMIC	RU	1 day
Urine Cytology (Urine cytology containers available)	URCY	Urine (30mls) [21]	2 days **
Urine for Microscopy and Culture	UCEM	RU	1-2 days **
Urobilinogen (Urine)	UURO	RU	1 day
Urticaria Test (Histamine Releasing)	CURT	B	10-14 days **
<b>V</b>			
Valium (Diazepam)	DIAZ	A	7 days **
Valproic Acid (Epilim)	VALP	B	4 hrs **
Vancomycin Hydrochloride	VANC	B	4 hrs **
Varicella zoster Antibodies (IgG)	VZOS	B	1 day
Varicella zoster Antibodies (IgM)	VZOM	B	1 day
VDRL (RPR)	RPR	B	2 days **
Venom Components	ZZ33	B	2 days **
Vigabatrin (Sabril)	VIGA	A	10 days **
Viral Antibody Screen	VIRA	B, B	2 days **
Viscosity (Plasma)	VISC	A [4]	3 days **
Vitamin A (Retinol)	VITA	B	5 days **
Vitamin B Profile	VBP	A, A, B [13]	5 days **
Vitamin B1 (Thiamine)	VIT1	A [13]	5 days **
Vitamin B12 (Active)	B12	B	4 hrs
Vitamin B12 (Active) / Red Cell Folate	B12F	A, B	2 days **
Vitamin B2 (Riboflavin)	VIB2	A [13]	5 days **
Vitamin B3 (Nicotinamide)	VIB3	B	5 days **
Vitamin B6 (Pyridoxine)	VITB	A [13]	5 days **

Vitamin B9 (Folic acid) – Red cell	RBCF	A	2 days **
Vitamin B9 (Folic acid) – Serum	FOLA	B	4 hrs
Vitamin C (Active)	VITC	B (Frozen) [7]	5 days **
Vitamin D (1, 25 Dihydroxy)	D3	B (Frozen)	5-8 days **
Vitamin D (25-OH)	VITD	B	4 hrs
Vitamin E (Alpha Tocopherol)	VITE	B	5 days **
Vitamin Profile 1	VITS	A, B, B [7,13]	5 days **
Vitamin Profile 2	VIT2	A, A, A, B, B [7,13]	5 days **
VMA	UVMA	PU [1]	5 days **
Von Willebrand Profile	FVWF	C (Frozen) [4,12]	5 days **
<b>W</b>			
Wall Pellitory Components	ZZ20	B	2 days **
Walnut Components	ZZ34	B	2 days **
Wheat Components	ZZ21	B	2 days **
Williams Syndrome – BOBs (5 days) + karyotype (15 days)	PBOB, KARY	CVS/AF/A, H [9]	5-15 days **
Williams Syndrome – BOBs only	PBOB	CVS/AF/A [9]	5 days **
Wolf-Hirschhorn Syndrome – BOBs (5 days) + karyotype (15 days)	PBOB, KARY	CVS/AF/A, H [9]	5-15 days **
Wolf-Hirschhorn Syndrome – BOBs only	PBOB	CVS/AF/A [9]	5 days **
<b>Y</b>			
Y chromosome microdeletions – AZFa + AZFb + AZFc + SRY	YDEL	A [9]	5 days **
<b>Z</b>			
Zika Antibodies IgG & IgM	ZKAB	B	5-7 days **
Zika by PCR (Blood)	ZIKA	B	10 days **
Zika by PCR (Urine)	ZIKU	RU	10 days **
Zinc (Blood)	RBCZ	A or H	5 days **
Zinc (Serum/Plasma)	ZINC	K	1 day
Zinc (Urine)	URZN	CU	5 days **

Zygosity testing – comparative DNA profile	DNAC	A (From each twin and both parents) [9]	5 days **
--	------	---	-----------

Tests below with TAT in orange (\*\*) are sent to an accredited referral laboratory.